



THE
CRUISEWEB[®]
www.cruiseweb.com

The Best Value for Your Time, Money & Cruise Vacation!^(sm)

1-800-377-9383

Call our Cruise Specialists or request a [FREE QUOTE](#)

RCI Pre-registration Instructions

In order to pre-register you will need the following information:


- ✓ Ship, sailing date and Royal Caribbean reservation number
- ✓ Passport or appropriate proof of citizenship and identification
- ✓ Home address and contact information
- ✓ Emergency contact name with phone number
- ✓ Travel plans before and after your cruise
- ✓ Credit card for the Onboard Expense Account (if you plan to set up a onboard account at the time of registration)
- ✓ Crown and Anchor member number (if applicable)

TIP: For security purposes, the system will time out after 30 minutes even though there is activity, so make sure you have everything listed above before you begin.

Please also remember that you must complete and print your SetSail Pass 3 days prior to your sail date. This is your boarding pass and must be brought to the ship for boarding.

The link on our website will take you to the first screen for Royal Caribbean's pre-registration. On the right-hand side of the screen you will see where you need to provide information about yourself and your booking in order to proceed. Enter your last name, reservation number, departure date, and ship name before hitting submit. If you want to proceed in a different language, select your language preference from the drop-down menu before submitting your information.

ING **CUSTOMER SUPPORT** **CROWN & ANCHOR SOCIETY**

 [Get Special Offers](#)

Log-in to Online Check-In

* Required Information


* Last Name or Surname:

* Reservation Number:

* Date Of Departure:
Day Month
Year

* Ship Name:

Language Preference:


VERIFY ▶
[ABOUT SSL CERTIFICATES](#)

This will open the first page of your reservation for your online check in. The details of your cruise will be to the right, and all of your passengers, and their pre-registration status, will be in the middle of the screen. When you first log-in, you need to check the box next to the passengers you want to begin pre-registration for. Once you have finished all of the steps for pre-registration, and have accepted the cruise contract, you will be able to print your "SetSail Pass" which is your boarding pass and needs to be brought to the ship for boarding.

Need technical assistance during your online check-in?

☎ (800) 398-9819

[click here](#) for international numbers or [click here](#) for our tutorial .

Online Check-In

Guest Status

Language Preference:

Completing Online Check-In for all the guests in your reservation will save you from having to fill out forms at the pier and must be completed 3 days prior to your sail date. **When you arrive at the pier, you will need a printed copy of your SetSail Pass and identification documents for each guest. All guests listed on the SetSail Pass must be present to board and begin your adventure.**

Please have [identification documentation](#) available for all the guests you wish to check in now. Note: You will need to complete all steps in the Online Check-In process in order to access the SetSail Pass.

[Travel with minors on a different reservation?](#)

If you require assistance with the Online Check-In process or your SetSail Pass, please call (800) 398-9819 or [click here](#) for our [Contact Us](#) information.

BEGIN CHECK-IN	STEP 1	STEP 2	STEP 3	STEP 4
<p>Select Guest(s)</p> <p><input checked="" type="checkbox"/> All Guests</p> <p><input checked="" type="checkbox"/> Passenger 1</p> <p><input checked="" type="checkbox"/> Passenger 2</p> <p>BEGIN CHECK-IN</p>	<p>Guest Information What is this? </p>	<p>Onboard Expense Account What is this? </p>	<p>Cruise Ticket Contract What is this? </p>	<p>SetSail Pass What is this? </p> <p>You will need to complete all steps in the Online Check-In process in order to access and print the SetSail Pass.</p> <p>If you require assistance with the Online Check-In process or your SetSail Pass, please call (800) 398-9819 or click here for our Contact Us information.</p>

Luggage Tags

Royal Caribbean's ship luggage tag program provides you with personalized luggage tags before leaving home. Each luggage tag mailer contains eight (8) colorized tags, specific to your ship, sailing date and stateroom assignment.

REQUEST LUGGAGE TAGS

YOUR CRUISE

7 Night Caribbean Cruise

RESERVATION #:
Your reservation number

LEAVING FROM:
Your departure port

CRUISE:
The destination of your cruise (ex: 7 night Southern Caribbean)

TRAVEL DATES:
The embark and disembark dates of your cruise

YOUR PARTY:
Description of your party (ex: 2 Adults, 1 Child)

SHIP:
The name of your ship

STATEROOM

Your Cabin #	The description of your cabin
---------------------	--------------------------------------

When you click the box, you will be brought to the first step of pre-registration, under “guest information”. All passengers will have their own tab, with their name on it and your tab will be selected. You need to verify the information that is listed to ensure that the name on this page matches the name on your passport, or other document that you will use to board the ship.

[Next Step: Check In Status](#)

1. GUEST INFORMATION	2. ONBOARD EXPENSE ACCOUNT	3. CRUISE TICKET CONTRACT	4. SETSAIL PASS
-----------------------------	----------------------------	---------------------------	-----------------

Guest Information

Getting Started
Simply fill in the information for the selected guest below.

If you require assistance with the Online Check-In process or your SetSail Pass, please call (800) 398-9819 or [click here](#) for our [Contact Us](#) information.

If your name does not appear as indicated in your proof of citizenship documentation, contact your travel agent or international representative. You can also [contact us](#) directly.

Passenger 1

Passenger 2

Passenger 3

Part 1 of 4.
Reservation Information * Required Information

Title:

*** First Name or Forename:** **Your First Name**
[Is this your legal name?](#)

*** Middle Name:**
[Is this your legal name?](#)

I do not have a middle name.

*** Last Name or Surname:** **Your Last Name**
[Is this your legal name?](#)

Crown & Anchor Membership Number:
[What is Crown & Anchor?](#)

Need technical assistance during your online check-in?

(800) 398-9819

[click here](#) for international numbers or [click here](#) for our tutorial .

//////// YOUR CRUISE //////////

7 Night Caribbean Cruise

RESERVATION #:
Your reservation number

LEAVING FROM:
Your departure port

CRUISE:
The destination of your cruise (ex: 7 night Southern Caribbean)

TRAVEL DATES:
The embark and disembark dates of your cruise

YOUR PARTY:
Description of your party (ex: 2 Adults, 1 Child)

SHIP:
The name of your ship

STATEROOM

Your Cabin #	The description of your cabin
--------------	-------------------------------

When you are finished, click “save and continue” to move to the next step. You will need to provide information about your citizenship, date of birth, marital status, gender, residence, and contact information.

Guest Information

Getting Started

Simply fill in the information for the selected guest below.

If you require assistance with the Online Check-In process or your SetSail Pass, please call (800) 398-9819 or click here for our [Contact Us](#) information.

If your name does not appear as indicated in your proof of citizenship documentation, contact your travel agent or international representative. You can also [contact us](#) directly.

Part 2 of 4.

Personal Information

* Required Information

* Country of Birth:

* Country of Citizenship:

* Gender: Female Male

Occupation:

* Marital Status: Single Married

* Date of Birth:

[Do you meet age requirements to sail?](#)

If you've already entered this information for another guest, just select that guest's name from the menu below.

Residence Address Information

* Required Information

Copy Information From:

* Country of Residence:

* Residence Address 1:

Residence Address 2:

Residence Address 3:

Apartment Number:

* City or Town:

* State/Province:

[Non-US/CAN Residence Address?](#)

* Zip Code/Postal Code:

Daytime Phone Number:

Please enter telephone number in the format that is dialed locally.

Business Phone Number:

Contact Fax Number:

* E-mail Address:

[What is this?](#) Get the latest information about your cruise.

SAVE AND CONTINUE

EXIT

Need technical assistance during your online check-in?

(800) 398-9819

[click here](#) for international numbers or [click here](#) for our tutorial.

YOUR CRUISE

7 Night Caribbean Cruise

RESERVATION #:
Your reservation number

LEAVING FROM:
Your departure port

CRUISE:
The destination of your cruise (ex: 7 night Southern Caribbean)

TRAVEL DATES:
The embark and disembark dates of your cruise

YOUR PARTY:
Description of your party (ex: 2 Adults, 1 Child)

SHIP:
The name of your ship

STATEROOM

Your Cabin #	The description of your cabin
---------------------	--------------------------------------

Once you have provided all of the information, click "save and continue". In the next step you will provide information about your emergency contact while you are on your cruise as well as information about the document you will use to board the ship. **Please note that the name on your legal documents MUST match the name provided in step 1 of this process.** When you have finished, click "save and continue".

1. GUEST INFORMATION	2. ONBOARD EXPENSE ACCOUNT	3. CRUISE TICKET CONTRACT	4. SETSAIL PASS
----------------------	----------------------------	---------------------------	-----------------

Guest Information

Immigration Information
Please continue to fill in the information below for the selected guest. Don't forget to have identification documentation available in order to complete the information requested accurately.

If you require assistance with the Online Check-In process or your SetSail Pass, please call (800) 398-9819 or click here for our [Contact Us](#) information.

Passenger 1	Passenger 2	Passenger 3
-------------	--------------------	-------------

Part 3 of 4.

If you've already entered this information for another guest, just select that guest's name from the menu below.

Emergency Contact Information

*** Required Information**
(Please enter information in English in the fields below)

Copy Information From:

First Name or Forename:

Last Name or Surname:

* Daytime Phone Number:

E-mail Address:

Identification Information

*** Required Information**
(Please enter information in English in the fields below)

Please select the form of documentation the selected guest will be presenting as identification at the pier.

* Document Type: [What is a document type?](#)

* Document Number:

* Expiration Date:

* When returning from your cruise vacation, will you be departing the United States within 8 hours?: Yes No

SAVE AND CONTINUE

EXIT

during your online check-in?

(800) 398-9819

[click here](#) for international numbers or [click here](#) for our tutorial.

YOUR CRUISE

7 Night Caribbean Cruise

RESERVATION #:
Your reservation number

LEAVING FROM:
Your departure port

CRUISE:
The destination of your cruise (ex: 7 night Southern Caribbean)

TRAVEL DATES:
The embark and disembark dates of your cruise

YOUR PARTY:
Description of your party (ex: 2 Adults, 1 Child)

SHIP:
The name of your ship

STATEROOM

Your Cabin #	The description of your cabin
---------------------	--------------------------------------

The next screen asks you about your travel plans to and from the ship, as well as your cruise history. None of this information is required and you can click "save and continue" without completing it. If you have transfers to and from the ship it is a good idea to complete this information so that your transfers can be coordinated with your air arrival and departure times.

Guest Information

Guest Travel Profile
 You're doing great! Please continue to fill in the information below for the selected guest.

If you require assistance with the Online Check-In process or your SetSail Pass, please call (800) 398-9819 or click here for our [Contact Us](#) information.

Passenger 1 **Passenger 2** Passenger 3

Part 4 of 4.

Travel Plans

In order to prepare for your arrival and welcome you onboard the ship, please let us know how you will be arriving to your port of departure. We also ask you that you please complete your onward travel plans for after your cruise vacation. This information will help us in better coordinating your departure process from the ship. *Note: Information entered into the Travel Plans section will only be used for informational purposes.*

Arrival (Please enter information in English in the fields below)

Copy Information From:

Travel Plan Type:

The suggested arrival time at the cruise ship terminal is generally 3 to 4 hours prior to the ship's scheduled sailing time. Please refer to your Guest Ticket Booklet for more details.

Departure (Please enter information in English in the fields below)

Copy Information From:

Travel Plan Type:

Please verify your ship's arrival time to ensure that you meet your departure travel plans.

Cruise History (Please enter information in English in the fields below)

Is this your first cruise vacation? Yes No

If no, how many times have you cruised before?

Have you cruised with us before? Yes No

If yes, how many times?

SAVE AND CONTINUE

EXIT

(800) 398-9819
[click here](#) for international numbers
 or [click here](#) for our tutorial .

YOUR CRUISE

7 Night Caribbean Cruise

RESERVATION #:
Your reservation number

LEAVING FROM:
Your departure port

CRUISE:
The destination of your cruise (ex: 7 night Southern Caribbean)

TRAVEL DATES:
The embark and disembark dates of your cruise

YOUR PARTY:
Description of your party (ex: 2 Adults, 1 Child)

SHIP:
The name of your ship

STATEROOM

Your Cabin #	The description of your cabin
---------------------	--------------------------------------



When you have finished providing your travel plans you will be asked to set-up your onboard account for your cruise. You have the option to provide a credit card now, indicate you will pay with cash, or indicate that you do not want to set up an onboard account. If you choose the last option, you will still be able to set-up an onboard account when you board the ship. The second half of the form is for you to indicate which passengers in your cabin, if any, will be allowed to charge to your onboard account. Check the boxes next to the names that you will allow access to and click "save and continue".

[View Online Check-In Status](#)

1. GUEST INFORMATION	2. ONBOARD EXPENSE ACCOUNT	3. CRUISE TICKET CONTRACT	4. SETSAIL PASS
----------------------	----------------------------	---------------------------	-----------------

Onboard Expense Account

Onboard our ship you will be using a cashless system for all purchases and services. You may establish a master account and add guests from your stateroom or another stateroom as authorized purchasers on your account. If setting up an onboard expense account with a credit card, the card holder must be one of the guests sailing. In order to activate your onboard charge account, you will need to complete the following information.

Please make sure all the information entered is correct and final prior to arrival at the pier. Changes may be made online up to 24 hours before the sailing. Making changes at the pier will cause a delay in your boarding process.

If you require assistance with the Online Check-In process or your SetSail Pass, please call (800) 398-9819 or click here for our [Contact Us](#) information.

Passenger 1	Passenger 2	Passenger 3
-------------	-------------	-------------

Need technical assistance during your online check-in?
 **(800) 398-9819**

[click here](#) for international numbers or [click here](#) for our tutorial .

YOUR CRUISE

7 Night Caribbean Cruise

RESERVATION #:
Your reservation number

LEAVING FROM:
Your departure port

CRUISE:
The destination of your cruise (ex: 7 night Southern Caribbean)

TRAVEL DATES:
The embark and disembark dates of your cruise

YOUR PARTY:
Description of your party (ex: 2 Adults, 1 Child)


SHIP:
The name of your ship

STATEROOM

Your Cabin #	The description of your cabin
---------------------	--------------------------------------

Onboard Expense Information * Required Information
 (Please enter information in English in the fields below)

I would like to pay for my Onboard Expenses with a credit card.
 I would like to pay for my Onboard Expenses with cash.
 I will not be setting up an Onboard Expense Account.

[How can I pay for other guests in another reservation?](#) 

* Name as It Appears on Card:

* Credit Card Type:

* Credit Card Number (Please enter only the last four digits.)

* Expiration Date:

* Credit Card Information is required in order to set up your onboard expense account. There will not be any charges or authorizations obtained on this card prior to sailing. The credit cardholder named above hereby authorizes the cruise line to charge the credit card account indicated for all charges made to the onboard charge account during the cruise and agrees to be personally liable for such charges or the guest named above stipulates that payment will be made by cash or traveler's check at the end of the cruise for all charges made to the charge account during the cruise. The credit card holder must be traveling on the sailing and listed on this reservation.

If you would like to use the same credit card information to pay for multiple people, please make sure you check their names in the boxes provided below or click on the link provided if they are on a different reservation.

I, ██████████, would like to pay for the guests in the following reservation and grant them authority to sign on to this account.

Guests in Reservation	██████████
<input type="checkbox"/> Passenger 1	
<input type="checkbox"/> Passenger 2	
<input type="checkbox"/> Passenger 3	

[Add and pay for guests in another reservation.](#)

[Legal guardianship for minors?](#) 
[What do I need if I am traveling with a child that I am not the legal guardian of?](#) 

[SAVE AND CONTINUE](#)
[EXIT](#)



The final step is accepting the cruise contract. There is a scrollbox with all of the terms and conditions listed. You must scroll down to the bottom of the box before selecting the passenger names and accepting the contract. Check the box next to your name and the names of those passengers you will accept the cruise contract on behalf of then click “save and continue”.

[Print Cruise Ticket Contract](#)

Please use the scroll bar to read the entire Cruise Ticket Contract.

Cruise/CruiseTour Ticket Contract


IMPORTANT NOTICE TO GUESTS.

YOUR CRUISE/CRUISETOUR TICKET CONTRACT CONTAINS IMPORTANT LIMITATIONS ON THE RIGHTS OF PASSENGERS. IT IS IMPORTANT THAT YOU CAREFULLY READ ALL TERMS OF THIS CONTRACT, PAYING PARTICULAR ATTENTION TO SECTION 3 AND SECTIONS 9 THROUGH 11, WHICH LIMIT OUR LIABILITY AND YOUR RIGHT TO SUE, AND RETAIN IT FOR FUTURE REFERENCE.

THIS AGREEMENT REQUIRES THE USE OF ARBITRATION FOR CERTAIN DISPUTES AND WAIVES ANY RIGHT TO TRIAL BY JURY TO RESOLVE THOSE DISPUTES. PLEASE READ SECTION 10 BELOW.

<input checked="" type="checkbox"/>	Passenger 1	certify that I am over 18 years of age. I have read the Cruise Ticket Contract terms and conditions, and I accept all of the conditions stated above with authority and on behalf of:
Guests in Reservation 2451520		
<input checked="" type="checkbox"/>	Passenger 1	has had the terms and conditions of the Cruise Ticket Contract accepted on her/his behalf by Louis Cardarelli Jr
<input checked="" type="checkbox"/>	Passenger 2	has had the terms and conditions of the Cruise Ticket Contract accepted on her/his behalf by Louis Cardarelli Jr

[Add and accept all of the conditions stated above for minors in another reservation.](#)

[Legal guardianship for minors?](#) 

[What do I need if I am traveling with a child that I am not the legal guardian of?](#) 

SAVE AND CONTINUE

When you are returned to the start page you will be able to print your “SetSail Pass” (step 4 on the start screen). If you have additional passengers to pre-register, you can click the box in “Guest Information” for each passenger you would like to pre-register and repeat the above steps.

Online Check-In

Guest Status

Language Preference:

Completing Online Check-In for all the guests in your reservation will save you from having to fill out forms at the pier and must be completed 3 days prior to your sail date. **When you arrive at the pier, you will need a printed copy of your SetSail Pass and identification documents for each guest. All guests listed on the SetSail Pass must be present to board and begin your adventure.**

Please have [identification documentation](#) available for all the guests you wish to check in now. Note: You will need to complete all steps in the Online Check-In process in order to access the SetSail Pass.

[Travel with minors on a different reservation?](#)

If you require assistance with the Online Check-In process or your SetSail Pass, please call (800) 398-9819 or click here for our [Contact Us](#) information.

	STEP 1	STEP 2	STEP 3	STEP 4
Guest Names	Guest Information What is this?	Onboard Expense Account What is this?	Cruise Ticket Contract What is this?	SetSail Pass What is this?
Passenger 1	<input checked="" type="checkbox"/> Complete (Edit)	<input type="checkbox"/> None (Edit)	<input checked="" type="checkbox"/> Complete (Edit)	Passenger 1 Passenger 2 Passenger 3 <input type="button" value="PRINT"/>
Passenger 2	<input type="checkbox"/> Incomplete (Edit)	<input type="checkbox"/> None (Edit)	<input type="checkbox"/> Incomplete (Edit)	
Passenger 3	<input type="checkbox"/> Incomplete (Edit)	<input type="checkbox"/> None (Edit)	<input type="checkbox"/> Incomplete (Edit)	

Luggage Tags

We regret that luggage tag mailers are no longer available because the number of requested mailers has exceeded our permissible limits. You may secure your luggage tags from our porters once you arrive at the pier.

Need technical assistance during your online check-in?

(800) 398-9819

[click here](#) for international numbers or [click here](#) for our tutorial.

YOUR CRUISE

7 Night Caribbean Cruise

RESERVATION #:
Your reservation number

LEAVING FROM:
Your departure port

CRUISE:
The destination of your cruise (ex: 7 night Southern Caribbean)

TRAVEL DATES:
The embark and disembark dates of your cruise

YOUR PARTY:
Description of your party (ex: 2 Adults, 1 Child)

SHIP:
The name of your ship

STATEROOM

Your Cabin #	The description of your cabin
---------------------	--------------------------------------

You may access the start page at any time by logging into Royal Caribbean’s pre-registration site with your ship and sail date. You will be able to view the status of each passenger’s pre-registration at any time. **It is important to print your “SetSail Pass” at least 3-days prior to boarding the ship.**

For passengers on the Oasis of the Seas and the Allure of the Seas, you can also find an “Onboard Activities Waiver” that can be accepted online. This is optional, however accepting it online can save you time at the pier.

You can access additional features of your reservation by clicking “Exit and View Reservation” in the upper left-hand corner of your screen.

[< Exit and return to the Royal Caribbean Homepage](#)

[< Exit and View Reservation](#)

[Cruise Details](#)

[Guest Information](#)

Online Check-In

[Pre-Cruise Planner](#)

Online Check-In

Guest Status

Need technical assistance during your online check-in?

(800) 398-9819

From this screen you can view details regarding additional items on your reservation (like ground transfers, dining time, pre-/post-cruise packages) or add certain additional items to your reservation (like beverage packages, specialty restaurants, wine packages, spa services, or book your shore excursions).

Pre-Cruise Planner

Food & Drink

Beverage Packages 0 Purchase(s) [Add](#)

My Time Dining 0 Reservation(s) [Add](#)

Specialty Restaurants 0 Reservation(s) [Add](#)

Wine Packages 0 Purchase(s) [Add](#)

Shore & Land Excursions 0 Reservation(s) [Add](#)

Sport & Spa

Spa Services 0 Reservation(s) [Add](#)

Gifts & Gear [Browse](#)

Any Pre-Cruise Planner addition will not be reflected in the Vacation Package total.

If you are within one month of your sail date, you can also access and print your eDocs from this page by navigating to the section on the right side of the screen labeled "Cruise Documentation" and clicking the button labeled "Check Status".

Cruise Documentation

Not Issued

Status: Issued

[Check Status](#)